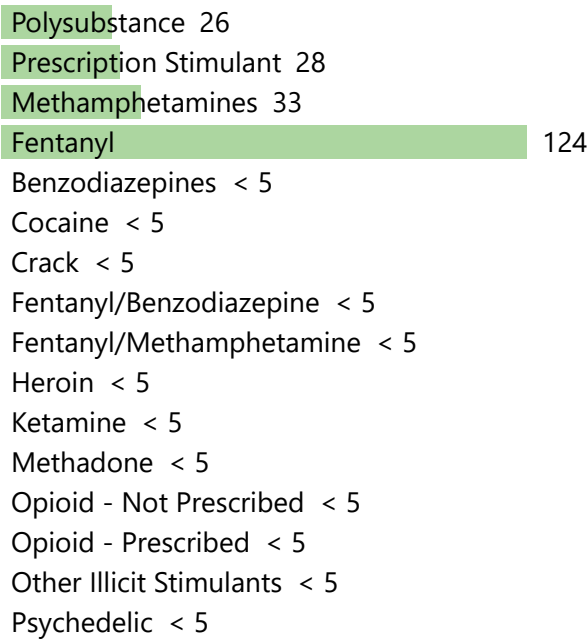


Nelson  
All Visitors

Fiscal Quarter 4  
Jan - Mar 2025



Substances Consumed



\*More than one drug can be consumed in a single visit.

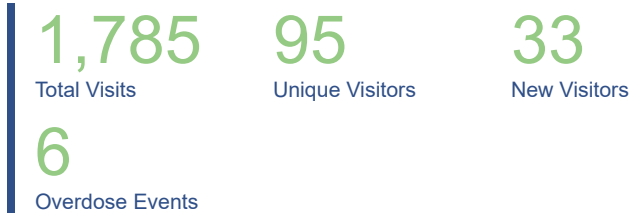
Consumption Visits by Calendar Month and Method

# Overdose Prevention Site Report

## Nelson

**Fiscal Year 2024/2025**  
**April - Mar 2025**

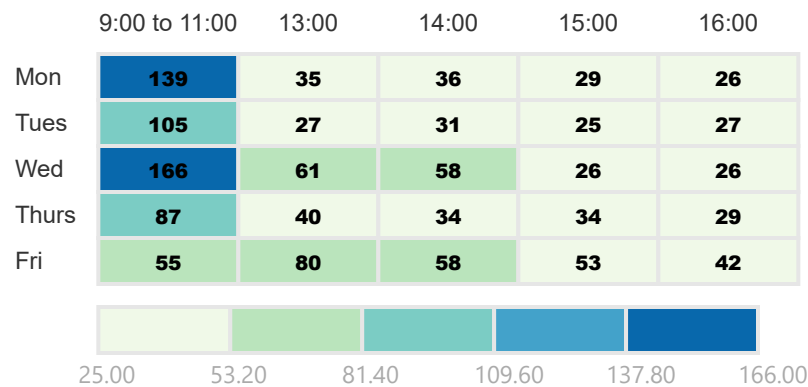
### All Visitors



### All Visitors - Visit Type



### Visits - Day of the Week and Time of Day

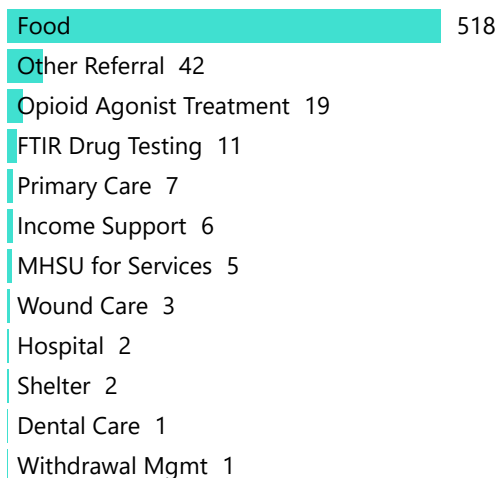


Days/Hours of Operation Monday - Friday: 9:30 am-4:30 pm

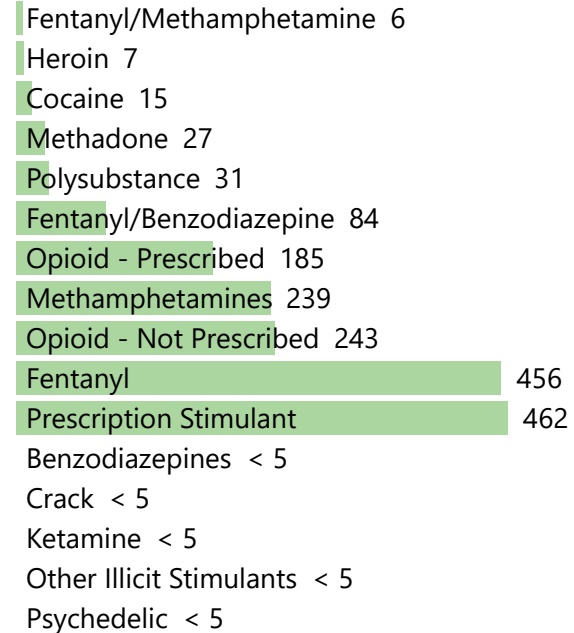
\*12:00 – 12:59 was excluded due to low volumes

**752**  
Visits Included a Referral

### Referral by groups

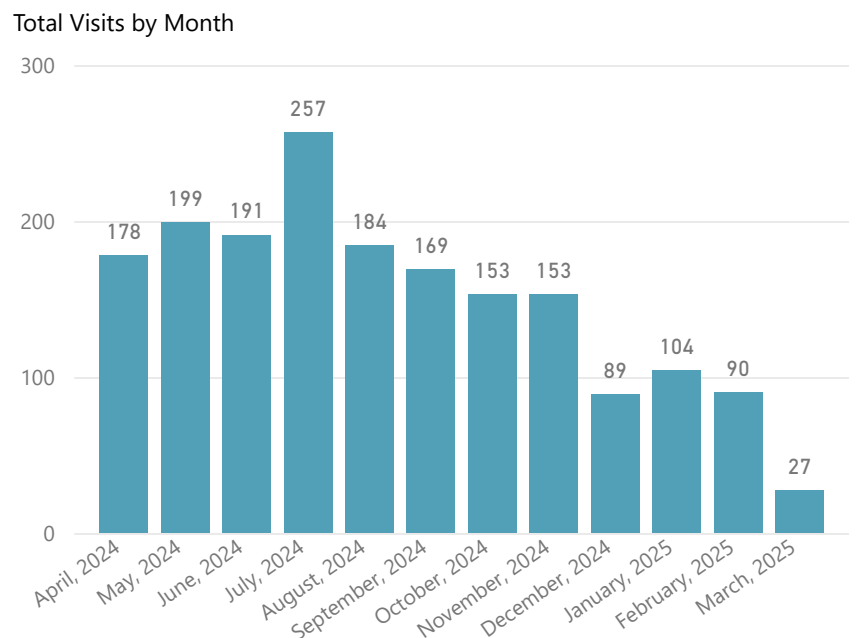


### Substances Consumed



\*More than one drug can be consumed in a single visit.

### Total Visits - Months



## Data Notes and Limitations

- The mobile supervised consumption service is anonymous to reduce barriers, limiting the ability to create linkages to other healthcare services.
- Unique visitors are based on a distinct count of a visitors nickname inputted in NucleusLabs. Due to the anonymity of the service a visitor has the potential to have more than one nickname.
- Consumption visits are based on a count of supervised duration recorded in the consumption field.
- Harm reduction visits are based on visits where one or all of the following were provided: foils, glass pipes, meth pipe or naloxone kit.
- Aboriginal self identity response options are: Yes, No, Unknown and Not Asked. For the purposes of this report the percentage "Entered" refers to the number of responses recorded as Yes, No or Unknown are included.
- A visitor can have more than one referral in a single visit, therefore referrals should not be compared to total visits.
- Nelson started charting in Nucleus Labs as of September 2021.
- Nelson legacy data contains information on consumption and overdoses prior to September 2021.
- No referrals were made for this quarter.